

CESAB

spec sheet

CESAB M300

1.5 - 3.5 tonne

Engine Powered Forklift
- Torque Converter

Euro V - Stage V



CESAB M315 - M318

Truck Specifications - Euro V

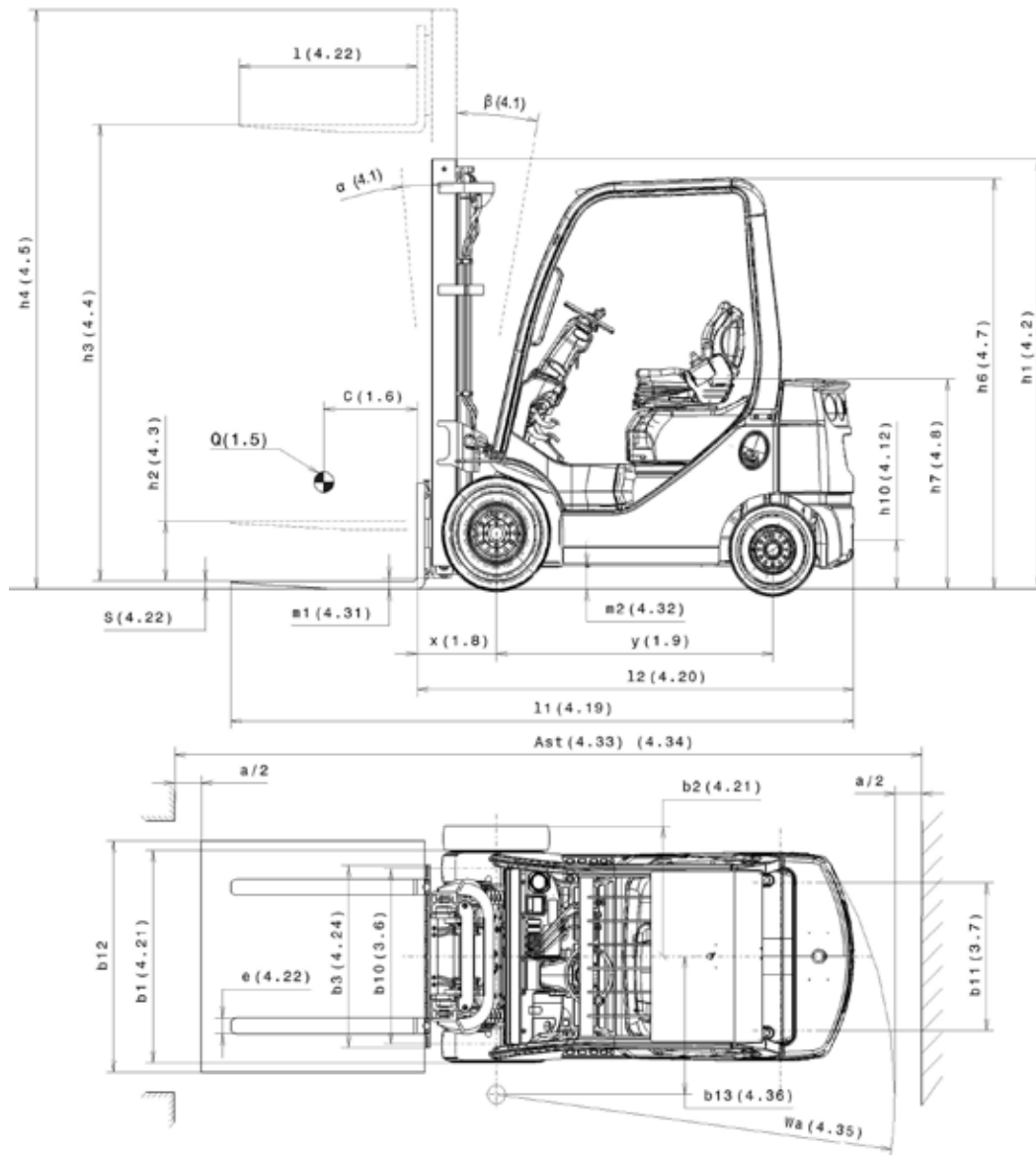
CHARACTERISTICS						
1.1	Manufacturer		CESAB	CESAB		
1.2	Model designation		M315	M318		
1.3	Power unit		LPG - diesel	LPG - diesel		
1.4	Operation		driver seated	driver seated		
1.5	Load capacity	Q	[t]	1,5	1,75	
1.6	Load centre distance	c	[mm]	500	500	
1.8	Axle centre to fork face	x	[mm]	421,5	421,5	(a)
1.9	Wheelbase	y	[mm]	1485	1485	
WEIGHT						
2.1	Service weight		[kg]	2890-2930	2950-2990	
2.2	Axle loading, with load front/rear		[kg]	3750/640 - 3770/660	4210/540 - 4230/560	
2.3	Axle loading, without load front/rear		[kg]	1320/1570 - 1340/1590	1310/1640 - 1330/1660	
WHEELS AND TYRES						
3.1	Tyres: C=Cushion, PN=Pneumatic, SE=Superelastic, G=Twin tyre			SE-PN / SEG-PNG	SE-PN / SEG-PNG	
3.2	Tyre size front			6.50-10 / 6.00-9	6.50-10 / 6.00-9	
3.3	Tyre size rear			5.00-8	5.00-8	
3.5	Wheels: number front/rear (x = driven wheels)			2x-4x/ 2	2x-4x/ 2	
3.6	Track width front	b10	[mm]	885 / 1085	885 / 1085	
3.7	Track width rear	b11	[mm]	895	895	
DIMENSIONS						
4.1	Mast/fork carriage tilt forward/backward	a/β	[°]	6° / 11°	6° / 11°	
4.2	Height of mast, lowered	h ₁	[mm]	2165	2165	
4.3	Free lift	h ₂	[mm]	80	80	
4.4	Lift	h ₃	[mm]	3170	3170	
4.5	Height, mast extended	h ₄	[mm]	3725	3725	
4.7	Height of overhead guard	h ₆	[mm]	2080	2080	
4.8	Seat height	h ₇	[mm]	1030	1030	
4.12	Towing coupling height	h ₁₀	[mm]	285	285	
4.19	Overall length	l ₁	[mm]	3342	3342	(a)
4.20	Length to face of forks	l ₂	[mm]	2342	2342	(a)
4.21	Overall width	b ₁	[mm]	1070 / 1430	1070 / 1430	
4.22	Fork dimensions	s/e/l	[mm]	35x100x1000	35x120x1000	
4.23	Fork carriage DIN 1573, class/type A,B			II A	II A	
4.24	Fork carriage width	b ₃	[mm]	920	920	
4.31	Ground clearance, with load below mast	m ₁	[mm]	115	115	
4.32	Ground clearance, centre of wheelbase	m ₂	[mm]	130	130	
4.33	Aisle width for pallets 1000x1200 wide	Ast	[mm]	3695	3695	(a)
4.34	Aisle width for pallets 800x1200 long	Ast	[mm]	3895	3895	(a)
4.35	Turning radius	Wa	[mm]	2074	2074	
4.36	Internal turning radius	b ₃	[mm]	575	575	
PERFORMANCE						
5.1	Travel speed with/without load		[km/h]	18,5/19,0 - 12,0/12,5	18,5/19,0 - 12,0/12,5	
5.2	Lift speed with/without load		[m/s]	0,67/0,68 - 0,45/0,52	0,67/0,68 - 0,45/0,52	
5.3	Lowering speed with/without load		[m/s]	0,50/0,55	0,50/0,55	
5.5	Max drawbar pull with/without load		[N]	17500/6300 - 11800/6300	17500/6300 - 11800/6300	
5.7	Max. gradeability with load ¹⁾		[%]	45/22 - 33/20	44/20 - 29/20	
5.9	Acceleration time with/without load		[s]	-	-	
5.10	Service brake			hydraulic	hydraulic	
IC ENGINE						
7.1	Engine manufacturer/type			Toyota 4Y-ECS (V) / Toyota 1DZ-III (V)	Toyota 4Y-ECS (V) / Toyota 1DZ-III (V)	
7.2	Engine power (ISO 1585)		[kW]	38 - 17,5	38 - 17,5	
7.3	Rated speed		[min ⁻¹]	2570 - 1700	2570 - 1700	
7.4	N° of cylinders/displacement		[cm ³]	4/2237 - 4/2486	4/2237 - 4/2486	
7.5	Fuel consumption (EN 16 796)		[kg/h-l/h]	2,1 - 2,4	2,1 - 2,6	
OTHERS						
8.1	Type of drive control			torque converter	torque converter	
8.2	Operating pressure for attachments		[bar]	118 -118	118 - 118	
8.3	Oil quantity for attachments		[l/min]	52,8 - 45,4	52,8 - 45,4	
8.4	Sound level at the driver's ear (EN 12053)		[dB (A)]	77 - 79	77 - 79	
8.5	Towing coupling, type DIN			-	-	

a) with integral sideshift: +35 mm
1) At 1,5 km/h

Note: unless otherwise specified, all data refer to vehicles with SE tyres. All performance figures refer to fully run-in vehicles, in perfect working status with homologated tyres mix. Truck performance and dimensions are nominal and subject to tolerances.

CESAB M315 - M318

Dimensional Drawings



The data in this specification sheet was determined based on our standard testing conditions. Operating performance may vary depending on the actual specification and condition of the truck as well as the condition of the operating area. Availability and specifications are determined regionally and are subject to change without notice. Please consult your authorised CESAB dealership for further details.

Mast Specifications

Duplex NFL (1,5-1,8t)			
h ₃	Lift height	2970	3170 4170
h ₁	Height of mast, lowered	2065	2165 2715
h ₂	Free lift	80	80 80
h ₄	Height of mast, extended	3520	3720 4755
α/β	Mast tilt forw./backw.	6°/ 11°	

Duplex FFL (1,5-1,8t)			
h ₃	Lift height	2970	3170 4170
h ₁	Height of mast, lowered	2065	2165 2715
h ₂	Free lift	1470	1570 2120
h ₄	Height of mast, extended	3565	3765 4765
α/β	Mast tilt forw./backw.	6°/ 11°	

Triplex FFL (1,5-1,8t)			
h ₃	Lift height	4470	4670 4970
h ₁	Height of mast, lowered	2065	2165 2265
h ₂	Free lift	1470	1570 1670
h ₄	Height of mast, extended	5065	5265 5565
α/β	Mast tilt forw./backw.	6° / 6°	

CESAB M320 – M325

Truck Specifications – Euro V

CHARACTERISTICS						
1.1	Manufacturer		CESAB		CESAB	
1.2	Model designation		M320		M325	
1.3	Power unit		LPG - diesel		LPG - diesel	
1.4	Operation		driver seated		driver seated	
1.5	Load capacity	Q	[t]	2,0	2,5	
1.6	Load centre distance	c	[mm]	500	500	
1.8	Axle centre to fork face	x	[mm]	448,5	(a) 487,5	(b)
1.9	Wheelbase	y	[mm]	1650	1650	
WEIGHT						
2.1	Service weight		[kg]	3250 - 3290	3915 - 3955	
2.2	Axle loading, with load front/rear		[kg]	4580/670 - 4600/690	5635/780 - 5655/800	
2.3	Axle loading, without load front/rear		[kg]	1410/1840 - 1430/1860	1640/2275 - 1660/2295	
WHEELS AND TYRES						
3.1	Tyres : C=Cushion, PN=Pneumatic, SE=Superelastic, G=Twin tyre			SE-PN / SEG-PNG	SE-PN / SEG-PNG	
3.2	Tyre size front			7.00-12 / 7.00-12	7.00-12 / 7.00-12	
3.3	Tyre size rear			6.00-9	6.00-9	
3.5	Wheels: number front/rear (x = driven wheels)			2x-4x/ 2	2x-4x/ 2	
3.6	Track width front	b ₁₀	[mm]	960 / 1190	960 / 1190	
3.7	Track width rear	b ₁₁	[mm]	965	965	
DIMENSIONS						
4.1	Mast/fork carriage tilt forward/backward	a/β	[°]	6° / 11°	6° / 11°	
4.2	Height of mast, lowered	h ₁	[mm]	2165	2215	
4.3	Free lift	h ₂	[mm]	80	80	
4.4	Lift	h ₃	[mm]	3170	3170	
4.5	Height, mast extended	h ₄	[mm]	3725	3800	
4.7	Height of overhead guard	h ₆	[mm]	2110	2110	
4.8	Seat height	h ₇	[mm]	1060	1060	
4.12	Towing coupling height	h ₁₀	[mm]	315	315	
4.19	Overall length	l ₁	[mm]	3542	(a) 3649	(b)
4.20	Length to face of forks	l ₂	[mm]	2542	(a) 2649	(b)
4.21	Overall width	b ₁	[mm]	1150 / 1610	1150 / 1610	
4.22	Fork dimensions	s/e/l	[mm]	35x120x1000	40x120x1000	
4.23	Fork carriage DIN 1573, class/type A,B			II A	II A	
4.24	Fork carriage width	b ₃	[mm]	1020	1020	
4.31	Ground clearance, with load below mast	m ₁	[mm]	115	115	
4.32	Ground clearance, centre of wheelbase	m ₂	[mm]	160	160	
4.33	Aisle width for pallets 1000x1200 wide	Ast	[mm]	3942	(a) 4039	(b)
4.34	Aisle width for pallets 800x1200 long	Ast	[mm]	4142	(a) 4239	(b)
4.35	Turning radius	Wa	[mm]	2294	2352	
4.36	Internal turning radius	b ₁₃	[mm]	745	745	
PERFORMANCE						
5.1	Travel speed with/without load		[km/h]	17,5/18,0 - 19,0/19,5	17,5/18,0 - 19,0/19,5	
5.2	Lift speed with/without load		[m/s]	0,60/0,64 - 0,62/0,66	0,60/0,64 - 0,62/0,66	
5.3	Lowering speed with/without load		[m/s]	0,50/0,50	0,50/0,50	
5.5	Max drawbar pull with/without load		[N]	18500/9000 - 19200/9100	18500/8500 - 19200/8700	
5.7	Gradeability with load ^{1) 2)}		[%]	35 - 33	29 - 28	
5.8	Max gradeability with/without load ²⁾		[%]	39/22 - 36/22	33/19 - 31/19	
5.9	Acceleration time with/without load		[s]	-	-	
5.10	Service brake			hydraulic	hydraulic	
IC ENGINE						
7.1	Engine manufacturer/type			Toyota 4Y-ECS (V) / Toyota 1ZS (V)	Toyota 4Y-ECS (V) / Toyota 1ZS (V)	
7.2	Engine power (ISO 1585)		[kW]	38 - 41	38 - 41	
7.3	Rated speed		[min ⁻¹]	2570 - 2200	2570 - 2200	
7.4	N° of cylinders/displacement		[cm ³]	4/2237 - 3/1795	4/2237 - 3/1795	
7.5	Fuel consumption (EN 16 796)		[kg/h-l/h]	2,3 - 2,3	2,4 - 2,6	
OTHERS						
8.1	Type of drive control			torque converter	torque converter	
8.2	Operating pressure for attachments		[bar]	147 - 174	147 - 147	
8.3	Oil quantity for attachments		[l/min]	65/71 - 65/77	65/71 - 65/82	
8.4	Sound level at the driver's ear (EN 12053)		[dB (A)]	77 - 77	77 - 77	
8.5	Towing coupling, type DIN			-	-	

a) with integral sideshift: +35 mm

b) with integral sideshift: +32 mm

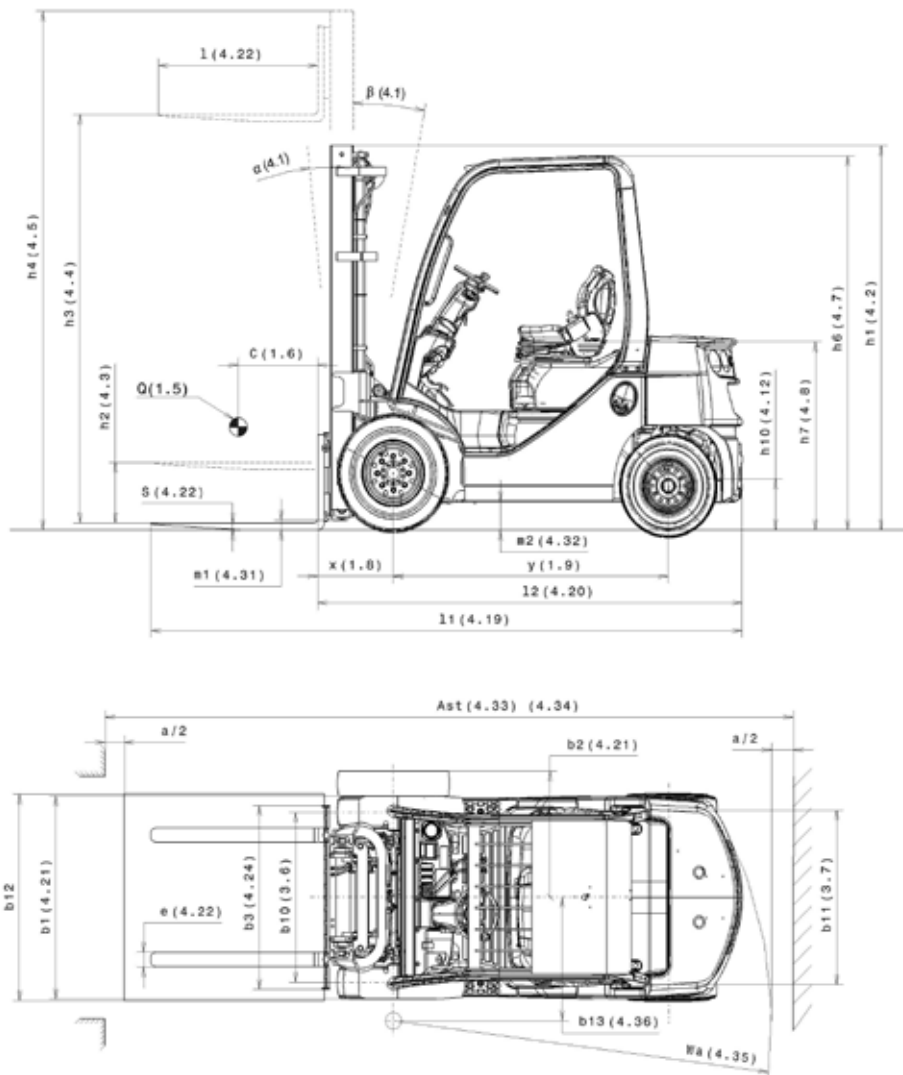
1) At 1,5 km/h

2) computed value

Note: unless otherwise specified, all data refer to vehicles with SE tyres. All performance figures refer to fully run-in vehicles, in perfect working status with homologated tyres mix. Truck performance and dimensions are nominal and subject to tolerances.

CESAB M320 – M325

Dimensional Drawings



The data in this specification sheet was determined based on our standard testing conditions. Operating performance may vary depending on the actual specification and condition of the truck as well as the condition of the operating area. Availability and specifications are determined regionally and are subject to change without notice. Please consult your authorised CESAB dealership for further details.

Mast Specifications

Duplex NFL (2,0t)				
h ₃	Lift height	2970	3170	4170
h ₁	Height of mast, lowered	2065	2165	2715
h ₂	Free lift	80	80	80
h ₄	Height of mast, extended	3520	3720	4770
α/β	Mast tilt forw./ backw.	6°/ 11°		

Duplex FFL (2,0t)				
h ₃	Lift height	2970	3170	4170
h ₁	Height of mast, lowered	2065	2165	2715
h ₂	Free lift	1470	1570	2120
h ₄	Height of mast, extended	3565	3765	4765
α/β	Mast tilt forw./ backw.	6°/ 11°		

Triplex FFL (2,0t)				
h ₃	Lift height	4460	4670	4970
h ₁	Height of mast, lowered	2065	2165	2265
h ₂	Free lift	1470	1570	1670
h ₄	Height of mast, extended	5055	5265	5565
α/β	Mast tilt forw./ backw.	6°/ 6°		

Duplex NFL (2,5t)				
h ₃	Lift height	2970	3170	4170
h ₁	Height of mast, lowered	2115	2215	2765
h ₂	Free lift	80	80	80
h ₄	Height of mast, extended	3600	3800	4820
α/β	Mast tilt forw./ backw.	6°/ 11°		

Duplex FFL (2,5t)				
h ₃	Lift height	2970	3170	4170
h ₁	Height of mast, lowered	2115	2215	2765
h ₂	Free lift	1450	1550	2100
h ₄	Height of mast, extended	3635	3835	4835
α/β	Mast tilt forw./ backw.	6° / 11°		

Triplex FFL (2,5t)				
h ₃	Lift height	4320	4560	4970
h ₁	Height of mast, lowered	2095	2175	2315
h ₂	Free lift	1430	1510	1650
h ₄	Height of mast, extended	4985	5225	5635
α/β	Mast tilt forw./ backw.	6° / 6°		

CESAB M330 - M335

Truck Specifications - Euro V

CHARACTERISTICS						
1.1	Manufacturer		CESAB	CESAB		
1.2	Model designation		M330	M335		
1.3	Power unit		LPG - diesel	LPG - diesel		
1.4	Operation		driver seated	driver seated		
1.5	Load capacity	Q	[t]	3,0	3,5	
1.6	Load centre distance	c	[mm]	500	500	
1.8	Axle centre to fork face	x	[mm]	516,5	521,5	(a)
1.9	Wheelbase	y	[mm]	1700	1700	
WEIGHT						
2.1	Service weight		[kg]	4450 - 4490	4890 - 4930	
2.2	Axle loading, with load front/rear		[kg]	6500/950 - 6520/970	7370/1020 - 7400/1030	
2.3	Axle loading, without load front/rear		[kg]	1700/2750 - 1720/2770	1700/2750 - 1800/3130	
WHEELS AND TYRES						
3.1	Tyres: C=Cushion, PN=Pneumatic, SE=Superelastic, G=Twin tyre			SE-PN/PNG	SE-PN/PNG	
3.2	Tyre size front			28x9-15 / 28x8-15	250x15 / 28x8-15	
3.3	Tyre size rear			6.50-10	6.50-10	
3.5	Wheels: number front/rear (x = driven wheels)			2x-4x/ 2	2x-4x/ 2	
3.6	Track width front	b ₁₀	[mm]	1010 / 1240	1060 / 1290	
3.7	Track width rear	b ₁₁	[mm]	965	965	
DIMENSIONS						
4.1	Mast/fork carriage tilt forward/backward	a/β	[°]	6° / 11°	6° / 11°	
4.2	Height of mast, lowered	h ₁	[mm]	2230	2345	
4.3	Free lift	h ₂	[mm]	80	80	
4.4	Lift	h ₃	[mm]	3170	3170	
4.5	Height, mast extended	h ₄	[mm]	3805	3805	
4.7	Height of overhead guard	h ₆	[mm]	2170	2180	
4.8	Seat height	h ₇	[mm]	1120	1130	
4.12	Towing coupling height	h ₁₀	[mm]	335	335	
4.19	Overall length	l ₁	[mm]	3807	3872	(a)
4.20	Length to face of forks	l ₂	[mm]	2807	2872	(a)
4.21	Overall width	b ₁	[mm]	1240 / 1665	1290 / 1715	
4.22	Fork dimensions	s/e/l	[mm]	45x120x1000	50x150x1000	
4.23	Fork carriage DIN 1573, class/type A,B			III A	III A	
4.24	Fork carriage width	b ₃	[mm]	1100	1100	
4.31	Ground clearance, with load below mast	m ₁	[mm]	130	145	
4.32	Ground clearance, centre of wheelbase	m ₂	[mm]	205	210	
4.33	Aisle width for pallets 1000x1200 wide	Ast	[mm]	4168	4241	(a)
4.34	Aisle width for pallets 800x1200 long	Ast	[mm]	4368	4441	(a)
4.35	Turning radius	Wa	[mm]	2452	2520	
4.36	Internal turning radius	b13	[mm]	720	745	
PERFORMANCE						
5.1	Travel speed with/without load		[km/h]	18,5/19,0 - 18,5/19,0	19,0/19,5 - 19,0/19,5	
5.2	Lift speed with/without load		[m/s]	0,51/0,55 - 0,50/0,53	0,43/0,45 - 0,42/0,45	
5.3	Lowering speed with/without load		[m/s]	0,50/0,50	0,50/0,45	
5.5	Max drawbar pull with/without load		[N]	18000/10300 - 19500/10500	17000/10500 - 18500/10600	
5.7	Gradeability with load ^{1) 2)}		[%]	23 - 25	18 - 19	
5.8	Max gradeability with/without load ²⁾		[%]	26/20 - 28/20	20/18 - 21/19	
5.9	Acceleration time with/without load		[s]	-	-	
5.10	Service brake			hydraulic	hydraulic	
IC ENGINE						
7.1	Engine manufacturer/type			Toyota 4Y-ECS (V) / Toyota 1ZS (V)	Toyota 4Y-ECS (V) / Toyota 1ZS (V)	
7.2	Engine power (ISO 1585)		[kW]	42 - 41	42 - 41	
7.3	Rated speed		[min-1]	2570 - 2200	2570 - 2200	
7.4	N° of cylinders/displacement		[cm3]	4/2237 - 3/1795	4/2237 - 3/1795	
7.5	Fuel consumption (EN 16 796)		[l/h-kg/h]	3,1 - 3,2	3,4 - 3,5	
OTHERS						
8.1	Type of drive control			torque converter	torque converter	
8.2	Operating pressure for attachments		[bar]	147 - 147	147 - 147	
8.3	Oil quantity for attachments		[l/min]	65/74 - 65/80	65/74 - 65/80	
8.4	Sound level at the driver's ear (EN 12053)		[dB (A)]	77 - 77	77 - 77	
8.5	Towing coupling, type DIN			-	-	

a) with integral sideshift: +32 mm

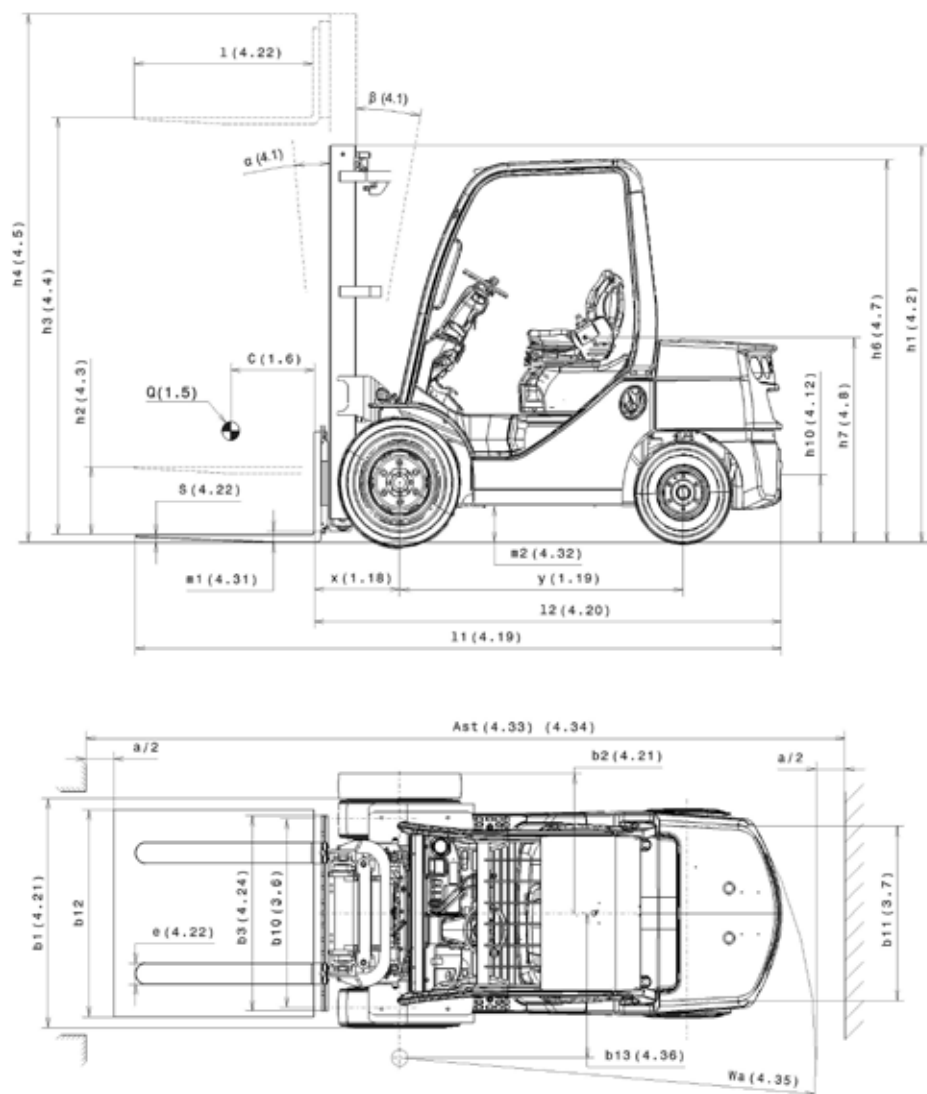
1) At 1,5 km/h

2) Computed value

Note: unless otherwise specified, all data refer to vehicles with SE tyres. All performance figures refer to fully run-in vehicles, in perfect working status with homologated tyres mix. Truck performance and dimensions are nominal and subject to tolerances.

CESAB M330 – M335

Dimensional Drawings



The data in this specification sheet was determined based on our standard testing conditions. Operating performance may vary depending on the actual specification and condition of the truck as well as the condition of the operating area. Availability and specifications are determined regionally and are subject to change without notice. Please consult your authorised CESAB dealership for further details.

Mast Specifications

Duplex NFL (3,0t)				
h_3	Lift height	2970	3170	4170
h_1	Height of mast, lowered	2130	2230	2780
h_2	Free lift	80	80	80
h_4	Height of mast, extended	3605	3805	4825
α/β	Mast tilt forw./backw.	6°/ 11°		

Duplex FFL (3,0t)				
h_3	Lift height	2970	3170	4170
h_1	Height of mast, lowered	2130	2230	2780
h_2	Free lift	1450	1550	2100
h_4	Height of mast, extended	3650	3850	4850
α/β	Mast tilt forw./backw.	6°/ 11°		

Triplex FFL (3,0t)				
h_3	Lift height	4470	4670	4970
h_1	Height of mast, lowered	2160	2230	2330
h_2	Free lift	1480	1550	1650
h_4	Height of mast, extended	5150	5350	5650
α/β	Mast tilt forw./backw.	6°/ 6°		

Duplex NFL (3,5t)				
h_3	Lift height	2970	3170	4170
h_1	Height of mast, lowered	2145	2345	2895
h_2	Free lift	80	80	80
h_4	Height of mast, extended	3600	3900	4900
α/β	Mast tilt forw./backw.	6°/ 11°		

Duplex FFL (3,5t)				
h_3	Lift height	2970	3170	4170
h_1	Height of mast, lowered	2145	2345	2845
h_2	Free lift	1450	1665	2165
h_4	Height of mast, extended	3650	3850	4850
α/β	Mast tilt forw./backw.	6° / 11°		

Triplex FFL (3,5t)				
h_3	Lift height	4470	4670	4970
h_1	Height of mast, lowered	2275	2345	2445
h_2	Free lift	1595	1665	1765
h_4	Height of mast, extended	5150	5350	5650
α/β	Mast tilt forw./backw.	6° / 6°		



Your authorised CESAB dealer



Pictures may show optional equipment and accessories not included in the standard execution of the truck.

The data in this specification sheet was determined based on our standard testing conditions. Operating performance may vary depending on the actual specification and condition of the truck as well as the condition of the operating area.

Availability and specifications are determined regionally and are subject to change without notice. Please consult your authorised CESAB dealership for further details. SPEC_M300TC_EuroV_EN_2020 / Ucan V03 - Copyright CESAB Material Handling Europe.